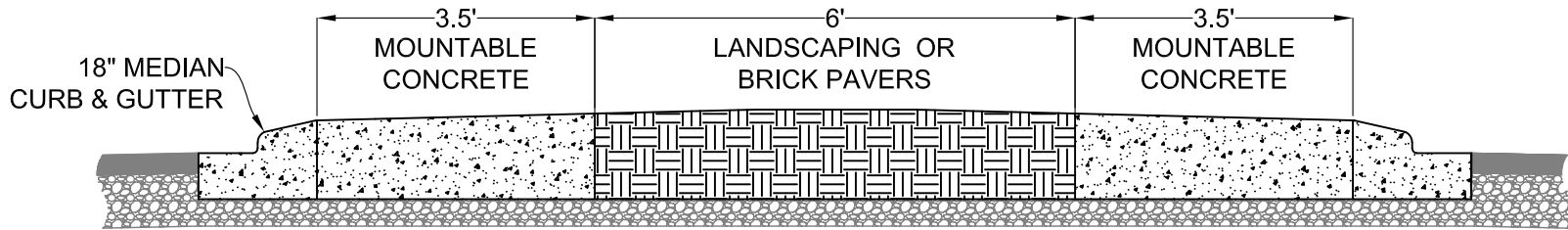
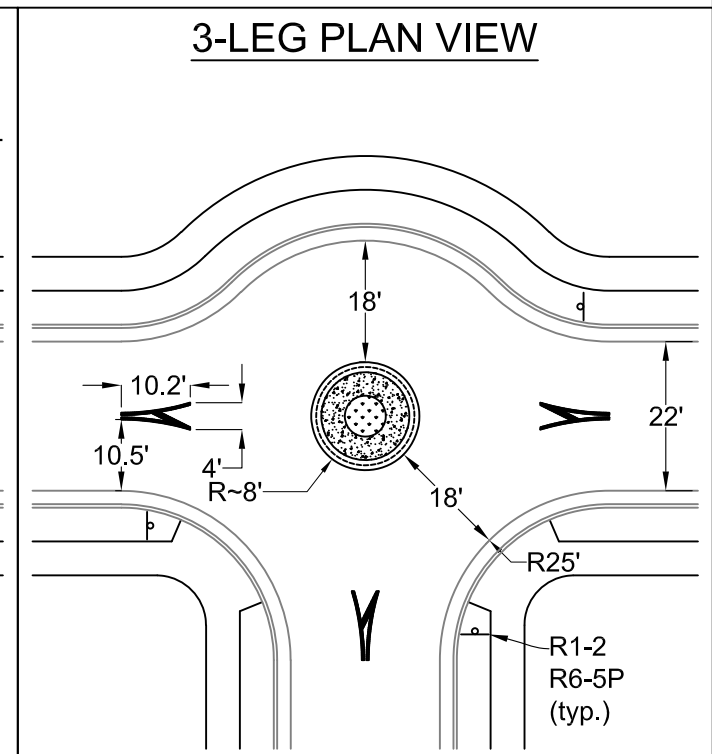
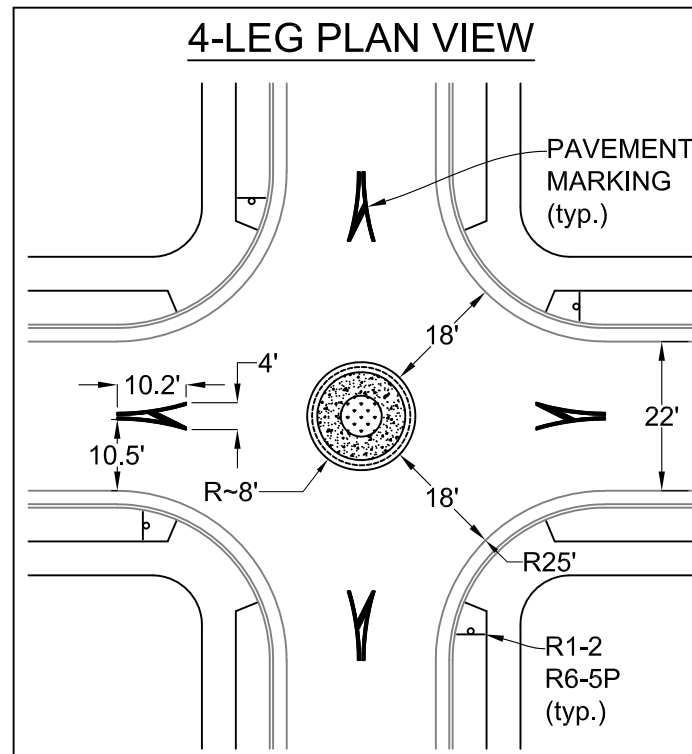


CROSS SECTION



NOTES:

1. ROADWAY: MINIMUM STREET WIDTH IS 27' BACK-TO-BACK OR 22' EDGE-TO-EDGE; MAXIMUM CIRCULATING LANE WIDTH IS 18'; LANE WIDTH WILL VARY FOR SKEWED INTERSECTIONS AND INTERSECTIONS INVOLVING WIDER STREETS.
2. CENTER ISLAND TO BE HOA MAINTAINED; LARGE SHRUBS AND TREES ARE NOT PERMITTED. LANDSCAPING SUBJECT TO STAFF REVIEW AND APPROVAL.
3. SIGNS: YIELD SIGN (R1-2) AND CIRCULAR INTERSECTION SIGN (R6-5P) ON EACH APPROACH AT CIRCLE.
4. PAVEMENT MARKING: PAINTED SPLITTER ISLANDS ARE 4" DOUBLE YELLOW WITH 8" ANGLE MARKING AT 2:1.



**TOWN OF APEX
STANDARDS**

EFFECTIVE: MARCH 6, 2018

NEIGHBORHOOD TRAFFIC MINI-CIRCLE

STD. NO.

300.23

SHEET 1 OF 1