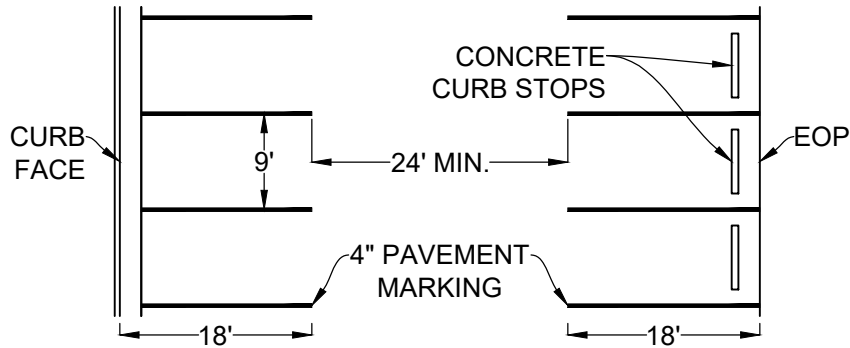
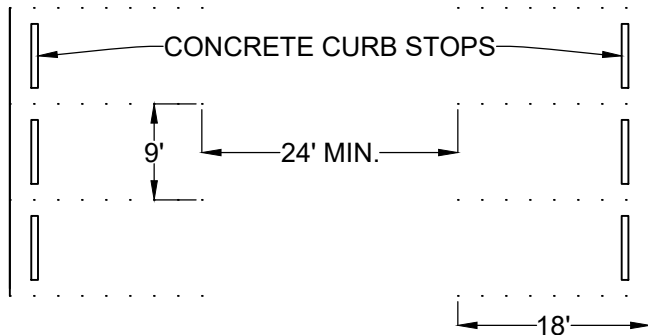


PAVED PARKING, 90°



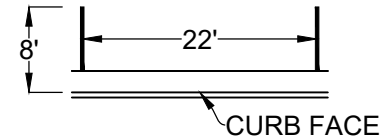
PAVEMENT LOT STRUCTURE
 2" ASPHALT SURFACE COARSE
 6" AGGREGATE BASE COARSE
 COMPACTED SUBGRADE

GRAVEL PARKING



GRAVEL LOT STRUCTURE
 1.5" #78M STONE
 6" AGGREGATE BASE COARSE
 COMPACTED SUBGRADE

PAVED PARKING, PARALLEL



NOTES FOR PAVED PARKING LOTS:

1. CONCRETE STOP NOT REQUIRED IF CURB IS USED. IF SIDEWALK IS AGAINST BACK OF CURB, A MINIMUM 6' WIDTH IS REQUIRED WITHOUT CURB STOPS.
2. AN ELECTRIC PLAN MUST BE SUBMITTED TO THE PLANNING AND ELECTRIC DEPARTMENTS FOR APPROVAL.
3. A PLANTING PLAN MUST BE SUBMITTED TO THE PLANNING DEPARTMENT FOR APPROVAL.
4. NUMBER OF REQUIRED ADA SPACES FOR PAVED PARKING AREAS ARE LISTED IN THE CURRENT NC BUILDING CODE.
5. ALL ADA PARKING SPACES MUST DIRECTLY CONNECT TO PUBLIC ACCESS ROUTES THAT MEET ADA REQUIREMENTS.
6. ADA PARKING SPACES MUST MEET ADA DIMENSIONS.

NOTES FOR GRAVEL PARKING LOTS:

1. DRIVE AISLES MUST BE REPAIRED OR REPLACED WITH #78M STONE EVERY SIX (6) MONTHS.
2. AN ELECTRIC PLAN MUST BE SUBMITTED TO THE PLANNING AND ELECTRIC DEPARTMENTS FOR APPROVAL.
3. A PLANTING PLAN MUST BE SUBMITTED TO THE PLANNING DEPARTMENT FOR APPROVAL.