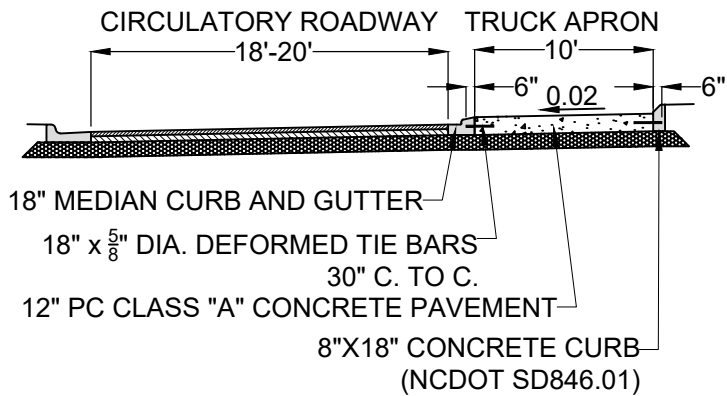
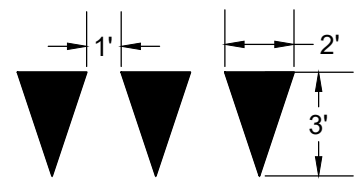


SECTION A-A

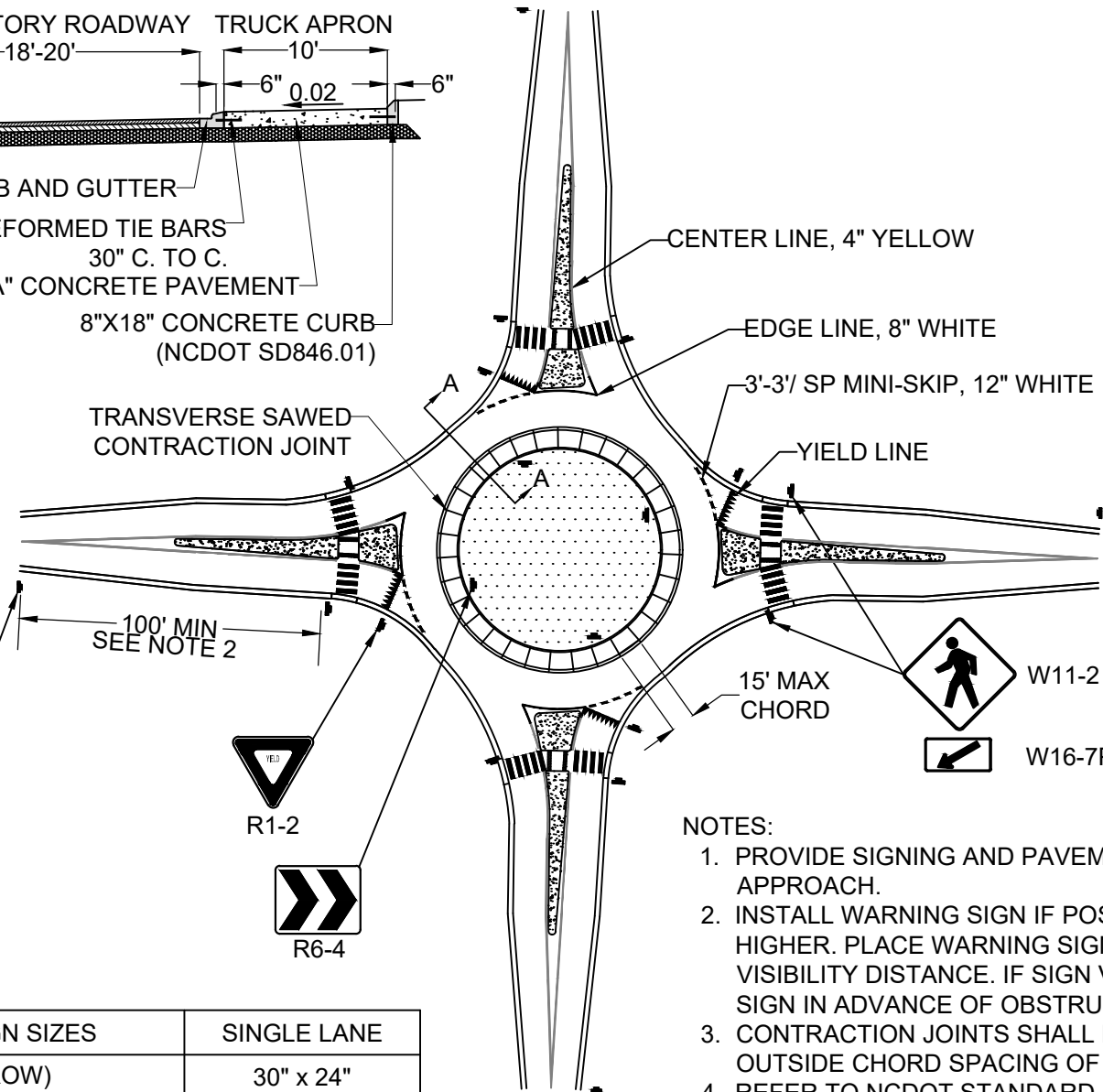
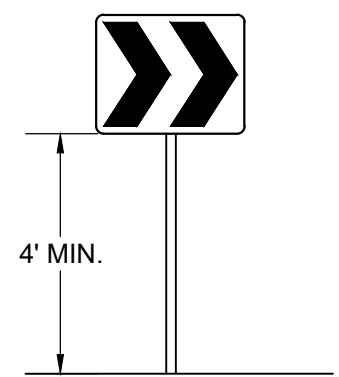


18" MEDIAN CURB AND GUTTER
 18" x 5/8" DIA. DEFORMED TIE BARS
 30" C. TO C.
 12" PC CLASS "A" CONCRETE PAVEMENT
 8"X18" CONCRETE CURB
 (NCDOT SD846.01)

YIELD LINE DETAIL



R6-4 DETAIL



NOTES:

1. PROVIDE SIGNING AND PAVEMENT MARKINGS ON EACH LEG OF THE APPROACH.
2. INSTALL WARNING SIGN IF POSTED SPEED LIMIT IS 40 MPH OR HIGHER. PLACE WARNING SIGN TO PROVIDE 180 FEET MINIMUM VISIBILITY DISTANCE. IF SIGN VISIBILITY IS OBSTRUCTED, PLACE SIGN IN ADVANCE OF OBSTRUCTION.
3. CONTRACTION JOINTS SHALL BE EQUALLY SPACED, WITH MAX OUTSIDE CHORD SPACING OF 15 FEET.
4. REFER TO NCDOT STANDARD DRAWINGS 700.01 FOR TRANSVERSE CONTRACTION JOINT DETAIL.

W2-6
(SEE NOTE 2)

R1-2

R6-4

W11-2

W16-7P

SIGN SIZES	SINGLE LANE
R6-4 (ARROW)	30" x 24"
W2-6 (INTERSECTION)	30" x 30"

TOWN OF APEX
STANDARDS

EFFECTIVE: NOVEMBER 19, 2019

SINGLE-LANE ROUNDABOUT

STD. NO.

300.29

SHEET 1 OF 1